



District Report Card: 2017


State: Telangana	District: Karimnagar
Class: 5	Subject: Language
Schools: 58	Students: 807


Participation/Coverage


Students

GENDER 	Boys		Girls	
	Number	%	Number	%
	399	49.44	408	50.56

AREA 	Rural		Urban	
	Number	%	Number	%
	564	69.89	243	30.11

CATEGORY 	SC		ST		OBC		GEN	
	Number	%	Number	%	Number	%	Number	%
	249	30.86	49	6.07	438	54.28	71	8.80

CWSN 	LD	VI	HI	S&LD	ID	Oth
	1	0	0	2	2	8

Management 	Government		Government-aided	
	Number	%	Number	%
	775	96.03	32	3.97

Average Performance of Students in Language (%)

Overall	Gender		Area		Management		Social Group			
	Male	Female	Rural	Urban	Govt.	Aided	SC	ST	OBC	GEN
57.78	55.52	59.98	58.51	56.08	57.91	54.58	56.09	53.47	60.32	50.99

Performance on Learning Outcomes (LOs)

Learning Outcomes	Description	Average Performance(%)
L504	Reads and comprehends independently storybooks, news items/ headlines, advertisements etc.	57.84
L508	Reads text with comprehension, locates details and sequence of events	57.74

Range of Performance of Students who Answered Correctly							
Below 30%		30% - 50%		50% - 75%		Above 75%	
Number	%	Number	%	Number	%	Number	%
98	12.14	207	25.65	309	38.29	193	23.92

Lowest Performing Learning Outcomes (LOs)

- 1 - Reads text with comprehension, locates details and sequence of events (57.74)
- 2 - Reads and comprehends independently storybooks, news items/ headlines, advertisements etc. (57.84)